


# RUBBER STAMP

## DIGITAL ASSETS

STANDARD DESIGNS & TEMPLATES



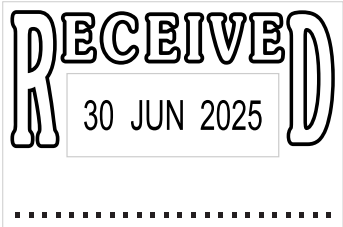
S2360D	
Size of Imprint	45mm x 30mm
Maximum Number of Lines	4
Ink Pad Colour Choices	



S2360D - 01



S2360D - 02



S2360D - 03




S2360D - 04



S2360D - 05



S2360D - 06

R30D	
Size of Imprint	30mm x 30mm
Maximum Number of Lines	3
Ink Pad Colour Choices	




R30D - 01



R30D - 02



R30D - 03

R40D	
Size of Imprint	40mm x 40mm
Maximum Number of Lines	3
Ink Pad Colour Choices	




R40D - 01



R40D - 02



R40D - 03

S260D	
Size of Imprint	45mm x 24mm
Maximum Number of Lines	2
Ink Pad Colour Choices	



S260D - 01




S260D - 02



S260D - 03



S260D - 04

P20	
Size of Imprint	38mm x 14mm
Maximum Number of Lines	4
Ink Pad Colour Choices	



P20 - 01



P20 - 02



P20 - 03




P20 - 04



P20 - 05




P20 - 06



P20 - 07



P20 - 08

P30	
Size of Imprint	47mm x 18mm
Maximum Number of Lines	5
Ink Pad Colour Choices	



P30 - 01



P30 - 02



P30 - 03



P30 - 04



P30 - 05



P30 - 06



P30 - 07



P30 - 08



P30 - 09



P30 - 10



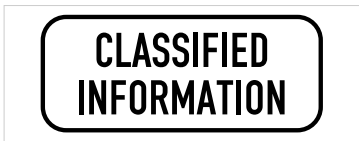
P30 - 11




P30 - 12



P30 - 13



P30 - 14


Q24	
Size of Imprint	24mm x 24mm
Maximum Number of Lines	6
Ink Pad Colour Choices	




Q24 - 01



Q24 - 02



Q24 - 03

R24	
Size of Imprint	24mm x 24mm
Maximum Number of Lines	4
Ink Pad Colour Choices	




R24 - 01



R24 - 02



R24 - 03

R40	
Size of Imprint	40mm x 40mm
Maximum Number of Lines	7
Ink Pad Colour Choices	



R40 - 01




R40 - 02



R40 - 03



R40 - 04

Q43	
Size of Imprint	43mm x 43mm
Maximum Number of Lines	10
Ink Pad Colour Choices	




Q43 - 01




Q43 - 02

S226/P



S2106/P



## Numbering Stamps

**It is important to follow these instructions to avoid delays.**

1. Do not change the document size of this file.
2. Artwork to be within the safe area.
3. Minimum text size 7pt.
4. Minimum line thickness 0.25mm
5. Artwork to be supplied in black and white.
6. Design to be supplied in vector.
7. Artwork to be supplied in RGB black R:0 G:0 B:0
8. Convert all fonts to outlines.
9. **Save this file as a PDF** then upload when ordering online.

■ FINISHED SIZE

■ SAFE ARTWORK ZONE

## Self Inking Dater Rubber Stamps

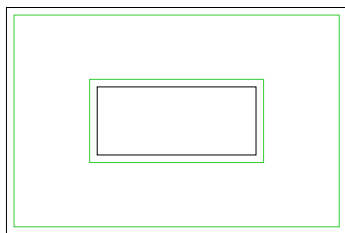
**It is important to follow these instructions to avoid delays.**

1. Do not change the document size of this file.
2. Artwork to be within the safe area.
3. Minimum text size 7pt.
4. Minimum line thickness 0.25mm
5. Artwork to be supplied in black and white.
6. Design to be supplied in vector.
7. Artwork to be supplied in RGB black R:0 G:0 B:0
8. Convert all fonts to outlines.
9. **Save this file as a PDF** then upload when ordering online.

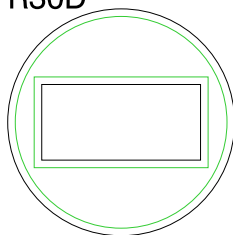
■ FINISHED SIZE

■ SAFE ARTWORK ZONE

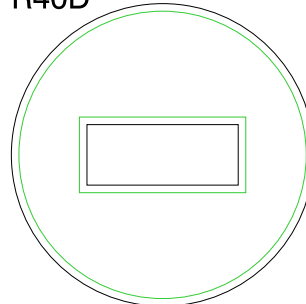
P53D




R30D



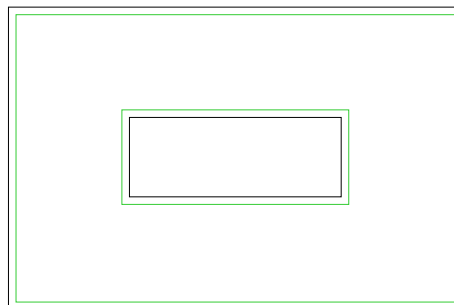
R40D



S260D




P55D



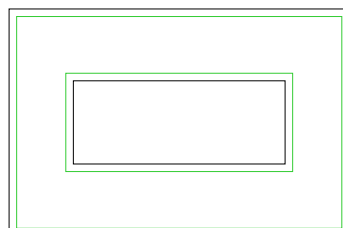
S120D/P



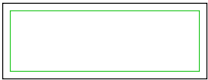
S2160D



S2360D




P10



S110




P15




P20




P40




P30




P25



P45



P50



P53



P55





P60



# Self Inking Rectangular Rubber Stamps

It is important to follow these instructions to avoid delays.



- 1. Do not change the document size of this file.
- 2. Artwork to be within the safe area.
- 3. Minimum text size 7pt.
- 4. Minimum line thickness 0.25mm
- 5. Artwork to be supplied in black and white.
- 6. Design to be supplied in vector.
- 7. Artwork to be supplied in RGB black R:0 G:0 B:0
- 8. Convert all fonts to outlines.
- 9. **Save this file as a PDF** then upload when ordering online.

 **FINISHED SIZE**  
 **SAFE ARTWORK ZONE**


## Self Inking Square & Round Rubber Stamps

**It is important to follow these instructions to avoid delays.**

1. Do not change the document size of this file.
2. Artwork to be within the safe area.
3. Minimum text size 7pt.
4. Minimum line thickness 0.25mm
5. Artwork to be supplied in black and white.
6. Design to be supplied in vector.
7. Artwork to be supplied in RGB black R:0 G:0 B:0
8. Convert all fonts to outlines.
9. **Save this file as a PDF** then upload when ordering online.

 **FINISHED SIZE**  
 **SAFE ARTWORK ZONE**


O55




Q17




Q24



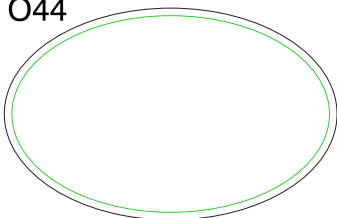
Q30



Q43



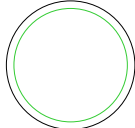
O44




R12




R17




R24




R30



R40



R50





## Square & Round Traditional Rubber Stamps


**It is important to follow these instructions to avoid delays.**

1. Do not change the document size of this file.
2. Artwork to be within the safe area.
3. Minimum text size 7pt.
4. Minimum line thickness 0.25mm
5. Artwork to be supplied in black and white.
6. Design to be supplied in vector.
7. Artwork to be supplied in RGB black R:0 G:0 B:0
8. Convert all fonts to outlines.
9. **Save this file as a PDF** then upload when ordering online.


■ FINISHED SIZE

■ SAFE ARTWORK ZONE

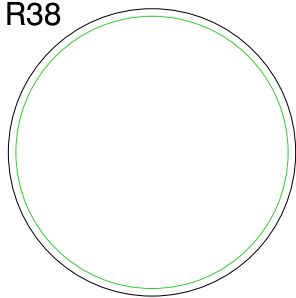
L15




L19




R38



R45



FS1















Traditional Rectangular  
Rubber Stamps


It is important to follow these instructions to avoid delays.

- 1. Do not change the document size of this file.
- 2. Artwork to be within the safe area.
- 3. Minimum text size 7pt.
- 4. Minimum line thickness 0.25mm
- 5. Artwork to be supplied in black and white.
- 6. Design to be supplied in vector.
- 7. Artwork to be supplied in RGB black R:0 G:0 B:0
- 8. Convert all fonts to outlines.
- 9. **Save this file as a PDF** then upload when ordering online.

■ FINISHED SIZE  
■ SAFE ARTWORK ZONE




EA-275




EA-700



EA-720





EA-750



Large Pre-Inked Rubber Stamps

It is important to follow these instructions to avoid delays.



- 1. Do not change the document size of this file.
- 2. Artwork to be within the safe area.
- 3. Minimum text size 8pt.
- 4. Minimum line thickness 0.4mm
- 5. Artwork to be supplied in black and white.
- 6. Design to be supplied in vector.
- 7. Artwork to be supplied in RGB black R:0 G:0 B:0
- 8. Convert all fonts to outlines.
- 9. **Save this file as a PDF** then upload when ordering online.

 FINISHED SIZE  
 SAFE ARTWORK ZONE

## Large Pre-Inked Rubber Stamps

It is important to follow these instructions to avoid delays.

- 1. Do not change the document size of this file.
- 2. Artwork to be within the safe area.
- 3. Minimum text size 8pt.
- 4. Minimum line thickness 0.4mm
- 5. Artwork to be supplied in black and white.
- 6. Design to be supplied in vector.
- 7. Artwork to be supplied in RGB black R:0 G:0 B:0
- 8. Convert all fonts to outlines.
- 9. **Save this file as a PDF** then upload when ordering online.

 **FINISHED SIZE**  
 **SAFE ARTWORK ZONE**

EA-800

